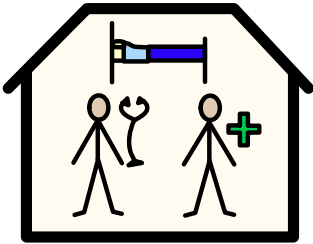
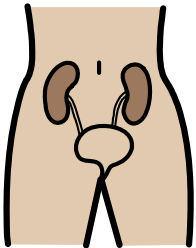


Having a MAG3 scan



You are coming to hospital for a MAG3 scan. This looks at your kidneys and how well they work.



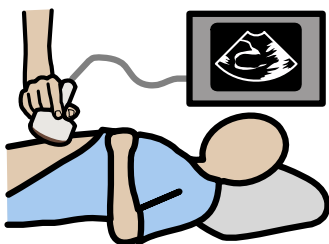
Your kidneys take water from your body and clean it. This takes out any bad stuff and turns it into wee.



You cannot have this scan if you are pregnant. We may ask you to give us a wee sample to test.



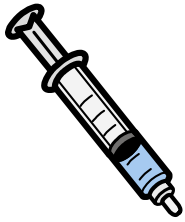
You need to drink lots of water for this scan to give good pictures.



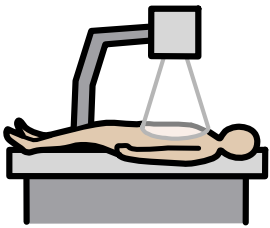
Many children have an ultrasound scan first. We will put some jelly on your skin. This will feel a bit cold. We will put a probe on the jelly to make a picture. We will give you a tissue to wipe off the jelly when we have enough pictures.



You will be able to go to the toilet after the ultrasound scan. You should carry on drinking lots of water ready for the MAG3 scan.




We will put some cream on your hand to make it numb. A while later, you will have an injection. This shows up as a different colour on the pictures.



We will help you get onto the scanner bed ready for your pictures. You need to stay very still so we get good pictures.



After the first set of pictures, you will need to wait 20 minutes. You can play in the waiting room but carry on drinking lots of water. You will then have one very quick picture to check that the liquid has come out in your wee.



After this, you can go home. Remember to keep drinking lots of water to get rid of the liquid.



Please ask us if you have any questions.