



NHS

Great Ormond Street
Hospital for Children
NHS Foundation Trust

Having a foodpipe manometry test (Easy Read)



Your digestive (said: dy-jess-tiv) system is a long tube that goes from the mouth all the way to your bottom. When you eat or drink something, it travels through this tube and all the goodness is taken out so your body can use it. Anything left over comes out of your bottom as poo.



Muscles and nerves squeeze the food downwards. If the muscles and nerves do not work well, food cannot travel downwards as it should.



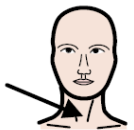
Most children will be awake for the test. It will not hurt.



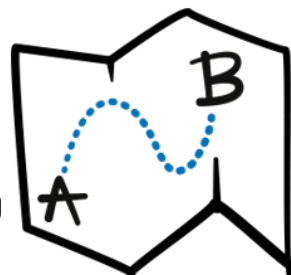
Some children have an anaesthetic (said an-ess-thet-ick) for the test. You will not be able to feel anything or know what is happening.



You must not eat or drink anything before the test.



The doctor or nurse will put a bendy tube down your throat into your tummy. The tube has lots of sensors in it to check your muscles and nerves.





The bendy tube is joined to a computer. The sensors measure how well your muscles and nerves are working.



You can have something to eat and drink as part of the test. The computer will record your muscles and nerves.



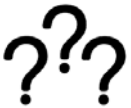
When the doctors have checked the computer, they will remove the bendy tube.



The nurses will check you regularly to make sure you are getting better. You can then go home.



The doctors will write a report about the test and results.



Please ask us if you have any questions.

