


A Journey Around My Room

You will need:

- A big sheet of paper or lots of small sheets stuck together.
- Collage material e.g. different sized and shaped coloured paper.
- Scissors
- Gluesticks
- Tape
- Coloured tape (if you have)

Make a big drawing inspired by your room






Look around your room, what
shapes do you see?

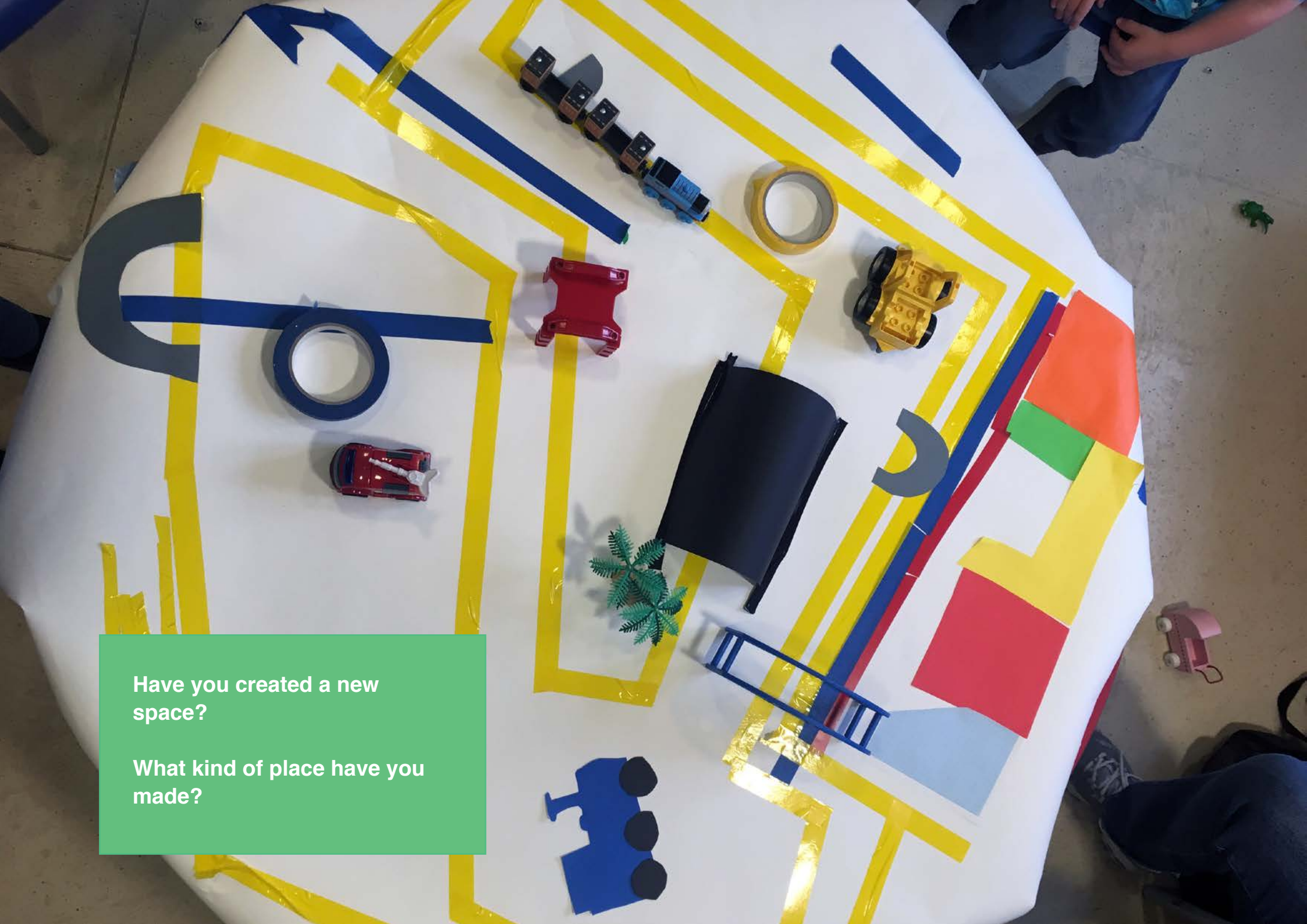
Look at your ceiling, floor,
windows and doors. What kind
of shapes do they have?

Can you recreate these shapes
using tape and colored paper?

A large, colorful collage is spread out on a white surface. It features various geometric shapes, patterns, and drawings made from paper and tape. The collage includes a central yellow figure with black eyes, a tall pink and yellow striped tower, and several other abstract shapes in blue, green, orange, and pink. A green text box is positioned in the top right corner of the collage.

Can you begin to overlay the shapes and connect them together?

What happens when you do that?



Have you created a new space?

What kind of place have you made?

Is your drawing so big that
you can walk on it?

Try exploring it by moving
through it?



All images are created in workshops at GOSH