

# A Journey Around My Room - Ceiling Labyrinths

Explore your room by making a labyrinth drawing inspired by your ceiling.

Begin by watching Anne Harild's animation 'The Ceiling' to get some ideas.

In the film a big drawing emerges on the ceiling looking a bit like a labyrinth. A labyrinth is a maze-like structure with a single path through it, like the drawing below.


You will need:

Paper

A pen or paint and a paint brush




Try and draw your own labyrinth.  
Start in the middle and keep going  
round and round.






Now try and make a doodle labyrinth.  
Choose a place to start and keep going,  
swirling around and around.



Now try layering the different labyrinth drawings



What happens if you use different colours?

Are there shapes and forms that you notice when the layers come together?

Can you add further layers or shapes that make the image more exciting?