

SIMON & SCHUSTER CHILDREN'S GREAT ORMOND STREET HOSPITAL ACTIVITY SHEETS



To find out more about Simon & Schuster Children's Books visit

www.simonandschuster.co.uk

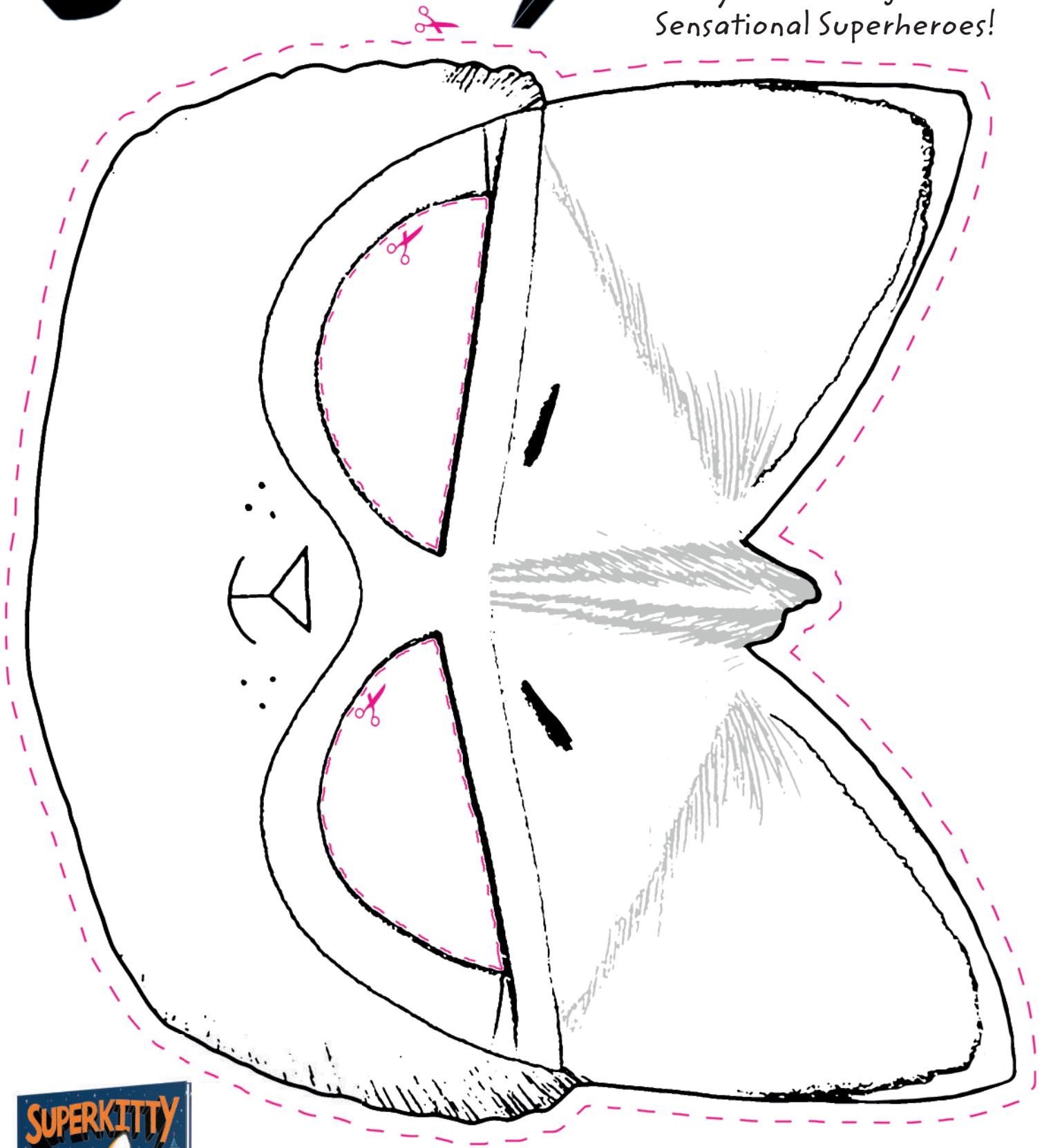


SIMON &
SCHUSTER

SUPERKITTY

Become Superkitty!

Colour and cut out this mask
and you too can join the
Sensational Superheroes!




Get ready to catch crooks and bring down
bad guys with this crime-fighting kitty!

How to draw your own


Perdu!




1. I always begin by drawing Perdu's head!




2. Now it's time to draw him a body.
Don't worry if he looks a bit strange!



3. Give him two more little legs. One
at the top and one at the bottom!





4. Draw him a curved tail to wag!



5. Now for the last and most important part.
Give little Perdu a wonderful scarf!

NINE LIVES NEWTON

COLOUR IN NEWTON!




ILLUSTRATIONS © ALICE MCKINLEY 2020



NINE LIVES NEWTON

FIND THE RIGHT
PATH TO NEWTON





ILLUSTRATIONS © ALICE MCKINLEY 2020



OLLIE'S MAGIC BUNNY

NICOLA KILLEN





OLLIE'S MAGIC BUNNY

NICOLA KILLEN




Guide Ollie through the maze to reunite her with Bunny!




Text and illustrations © Nicola Killen 2019

Draw your own **TERRIBLY** friendly party guest!

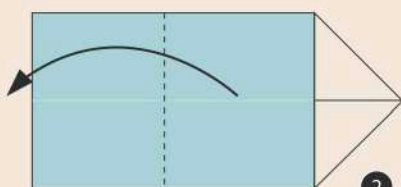




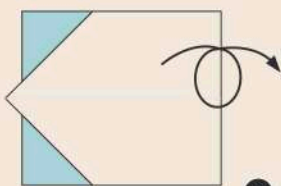
PAPER PLANES



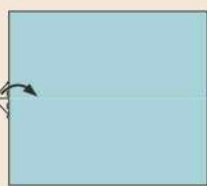
1



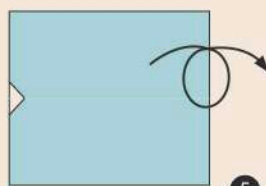
2



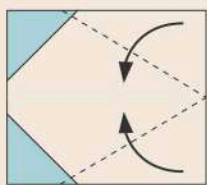
3



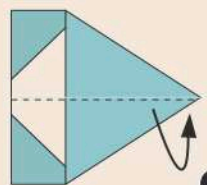
4



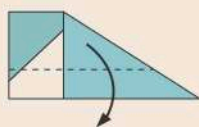
5



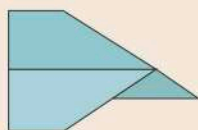
6



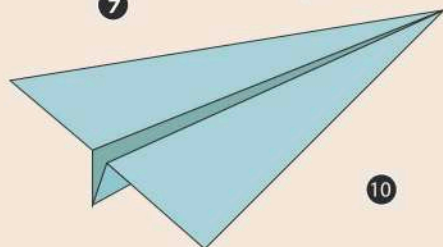
7



8



9




10

MAKE YOUR OWN PAPER PLANES

Follow the instructions
and create your own
paper plane.

Then go out and fly
them with your friends
like Mia and Ben!

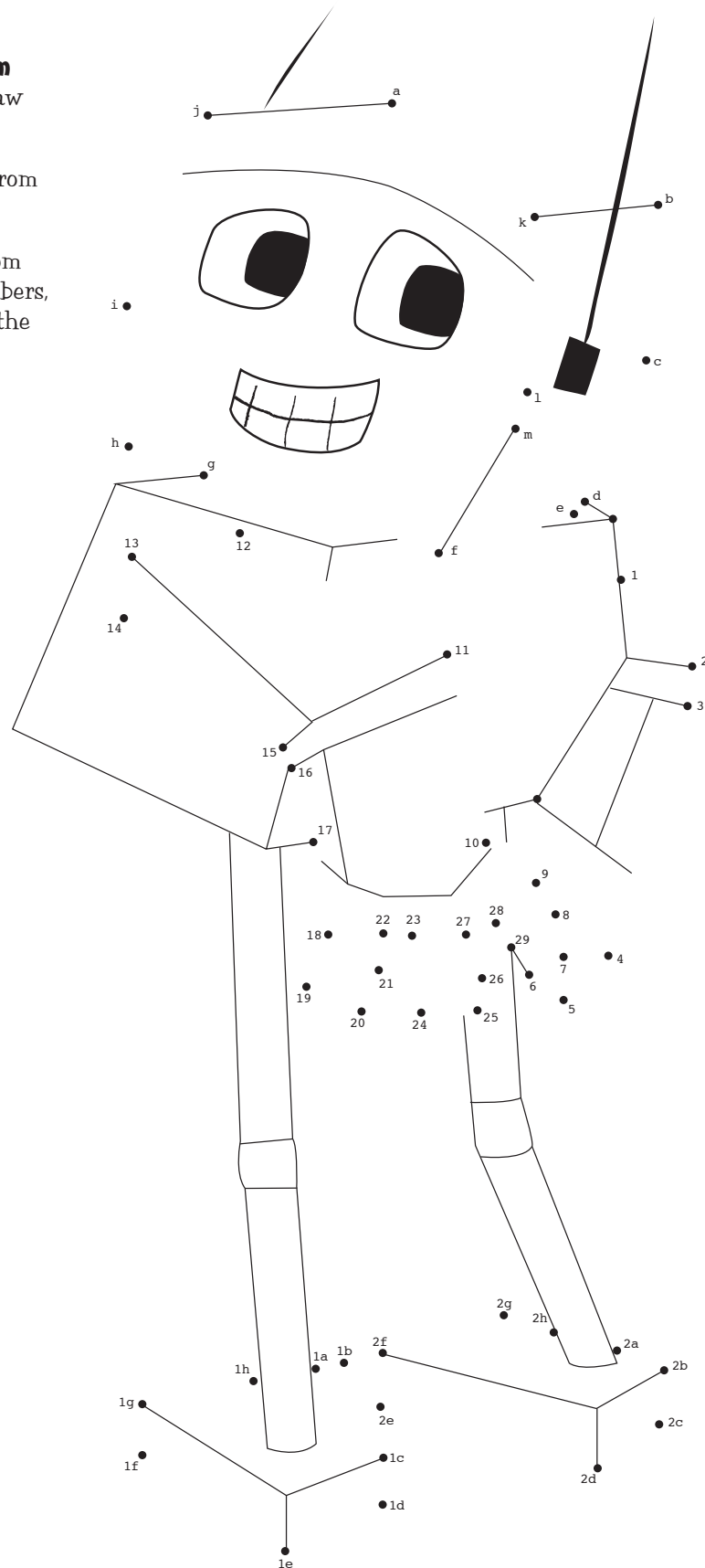


Dot the dots to draw No-Bot the Robot!

Connect the dots from **a** to **m**
in alphabetical order to draw
the head.

Now connect the numbers from
1 to **29** to draw the body.

Then connect the letters from
1a to **1h** for the left foot numbers,
and from **2a** to **2h** to draw the
right foot letters.





Dress up your own potato
with these fantastic cutouts!

(Remember to ask a grown-up to help with scissors!)