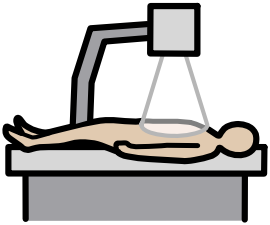




Having a contrast enema




You are coming to hospital for a contrast enema. A contrast enema makes a picture of inside your tummy. This helps the doctors work out how to look after you.



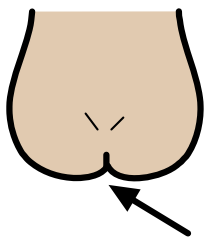
If you want us to explain anything again, please ask us at any time during the scan.




Your parents can come into the room with you. They will need to wear a special apron.



You may need to take off your clothes and put on special hospital clothes.



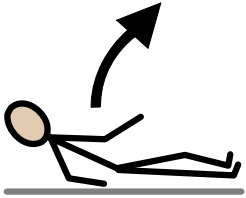
We will ask you to lie on your side on a bed on wheels. The doctor will put a plastic tube into your bottom. This will not hurt.



They will then pour a little bit of liquid into the tube. This travels through your guts and shows up well on x-rays.



We need you to stay very still while we take some pictures. We may ask you to turn over so we can take more pictures.




When we have enough pictures, the doctor will remove the tube from your bottom. You can then get off the bed.




You may need to use the toilet quickly. There is a toilet in the scanning room.



Have lots to drink for the rest of the day. This will get rid of the liquid.



You can go home if you are not having any other scans.



We will send a report of the scan to your doctors.



Please ask us if you have any questions.