



NHS

Great Ormond Street
Hospital for Children
NHS Foundation Trust

Having an anorectal manometry test (Easy Read)



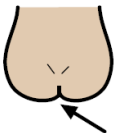
Your digestive (said: dy-jess-tiv) system is a long tube that goes from the back of your mouth all the way to your bottom. When you eat or drink something, it travels through this tube and all the goodness is taken out so your body can use it. Anything left over comes out of your bottom as poo.



Muscles and nerves squeeze the food downwards. If the muscles and nerves do not work well, food cannot travel downwards as it should.



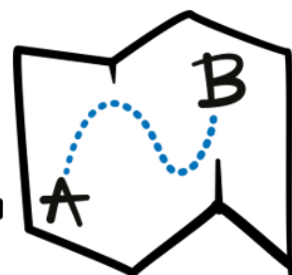
You might need some medicine to make you poo before the test.



The doctor or nurse will put a bendy tube into your bottom. The tube has lots of sensors in it to check your muscles and nerves. The end of the bendy tube can get a bit bigger when it is in place. This makes your bottom feel like you want a poo.

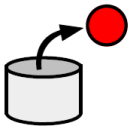


The bendy tube is joined to a computer. The sensors measure how well your muscles and nerves are working to squeeze out poo.





The doctor will ask you to cough, squeeze your bottom and push like you are having a poo.




When the doctors have checked the computer, they will remove the bendy tube from your bottom.



You can go home if you haven't got any other tests planned.



The doctors will write a report about the test and results.



Please ask us if you have any questions.

