

The Children's Hospital School at Great Ormond St & UCH.

Issue 35 Summer '17

Gosling News

Twitter: @Gosh_School / Facebook: The Children's Hospital School GOS & UCH



www.gosh.camden.sch.uk

A message from the Headteacher

As the end of our summer term approaches you can see from the collection of articles in our magazine the high-quality work of the children and young people in school who continue to strive forwards in their learning during their time in hospital.

The passion for learning amongst so many pupils, the way they inspire others when they may not be feeling their best and the sense of community amongst children from all over the country always strikes a chord with clinical teams, visitors and our own staff. I am exceptionally proud of their engagement in learning and the desire to continue their education regardless of the challenges presented.

The opportunities provided by our talented team of teachers and support staff ensure that our motto of continuity, achievement and enjoyment is embedded across all age ranges and I am sure you will see from this magazine how creative and passionate our team are.

On behalf of the school team I want to thank all the children, parents, carers, visitors and hospital teams for your support throughout the academic year.

Lita Frankl
Jayne 😊

Jayne Franklin
Headteacher

July 2017

Front Cover

Dino enjoys throwing a wet sponge at the Headteacher as part of our annual 'GOSH Games', in which students earn points for their house by taking part in a series of events that require concentration, determination and a good aim! Congratulations to this year's winners *Hedgerow*, who have claimed first place for three consecutive years!

Mekorama

During Science Week, pupils worked together to help the little robot in the game Mekorama to reach the home button.

There were 50 levels and they got harder and harder but pupils posted walkthroughs and hints on our Google+ Community page to help each other solve the puzzles.

Some pupils were then able to design their own levels in the game and posted them for others to try.

Give Taichar's level a try by scanning the QR code using Mekorama.



Coining it in

During Spring Term the Key Stage 3 and 4 students in the school room had a visit from the British Museum, to talk about the new £1 coin. It was an interesting session and the students were surprised to learn that one in 30 of the existing £1 coins are fraudulent.

The new coin is 12 sided which led nicely into a lesson on dodecagons and calculations involving the number 12. Make sure you spend all your old £1 coins by 15 October 2017, as after this point they are no longer legal tender in the UK!



Dickens

On a beautiful day in early July, a small group of students were taken to the Dickens Museum which is about ten minutes from GOSH.

They had been learning about the hospital's history in Citizenship and this tied in well with Charles Dickens who raised over a quarter of a million pounds for the hospital in 1858 by giving speeches and readings.

The group learnt about curating and had a go at working out what different Victorian objects were and what they were used for. We were also given a fascinating tour of Dickens' house including his study with the desk that he wrote so many of his famous novels at, his lectern from where he delivered his speeches, the Marshalsea Prison grille and the kitchen where there is a surprise beside the fireplace.

Why not go there and find out who that is? There is also a cafe and a peaceful courtyard to sit in while you imagine Dickens writing Oliver Twist upstairs.




Creative Workshop

Over the last half term the students have been learning how pin hole cameras work. They then used simple materials to make beer can cameras which they positioned in some of the garden spaces.

After a week they enjoyed learning how to scan the negatives and then edit their photos using software called Pixelmator.

Here are some of the photos they developed from their beer can cameras:



The students were then inspired by some surreal cityscape collages by various artists including Andrew Soria, to use copies of their own photographs which they cut up to create their own surreal cityscape.



Enterprise Project

Our secondary school pupils took part in our fourth consecutive school Enterprise Project. Over 6 weeks leading up to the Easter holidays, students learned about costing and budgets, making a business plan and how to be 'enterprising'.

Pupils then chose a product to design, make and sell – jewellery and keyrings – and prepared for a final sale in the hospital Lagoon.

Thanks to their excellent planning, preparation, sales and customer services skills, the group raised a fantastic **£125.60** which they donated to the hospital charity.



Robot Rock


Some students made model robots during Science Week using recycled materials to go along with with our Mekorama activity.





Art

Over the year children and young people on the wards and in the school have been busy creating a variety of exciting art. From Modroc and cardboard fantasy islands and monoprinted portraits, to developing bizarre characters from a range of materials as a result of playing a form of the game 'Consequences'.

Where possible, students at UCH have participated in art sessions linked to the work in the school at GOSH and it has been inspiring to see their work develop across the term.






Maths on Toast

In the Summer Term the school room had a visit from Maths on Toast.

The pupils had great fun making a three-dimensional shape from straws. It was great to see the collaboration between the pupils – they really worked as a team.



Wac Arts

Visiting artists from WAC Arts introduced us to amazing and hi tech ways of creating sound and music. Pupils loved experimenting with the equipment, including using a **banana** as an interactive instrument!!!



Phoney Physics

During Science Week pupils challenged each other to decide which explanation was accurate

Kinjal tested everyone's knowledge with the collapsing bottle.

See if you can tell which explanation is correct.
Answers on the next page


Magic water bag

True or false?

A The bag doesn't burst because the pencils got bigger and stopped the water getting out.

B The bag doesn't burst because the plastic stretches when the pencils are pushed through it.

FUN TRICK: Stick a pencil through a bag of water!



The collapsing bottle!

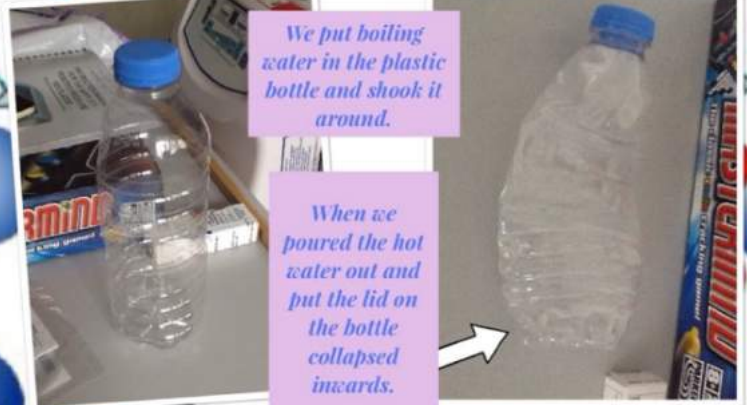
We put boiling water in the plastic bottle and shook it around.

When we poured the hot water out and put the lid on the bottle collapsed inwards.

Which explanation is true?

A
The hot water gives the air inside the bottle energy and some comes out. When the air cools with the lid on, the pressure inside is lower than before as there are fewer molecules bouncing around. The air pushing on the outside of the bottle has more pressure which crushes the bottle.

B
The hot water pushes air particles out of the bottle. There are less particles inside so gravity is stronger on the outside and therefore pushes the plastic sides of the bottle inwards.



Pranav showed us the magic water bag.

Volcano!

Denisa has been working on a project called 'Where Would You Build a City?' as part of her home school work. Denisa decided to see if a volcano would be a good place to build a city! First she made her volcano and then she built her town.

Finally she made the volcano explode using vinegar and bicarbonate of soda! What do you think happened?

Denise mixed water citric acid and bicarbonate of soda to create a volcanic eruption. She saw what happened to the houses after the eruption and thought that it wouldn't be a good idea to live near to a volcano.



British Museum Trip

We went to the British Museum which is a 10-15 minute walk from Russell Square station.

The British museum is a place where people from all around the world come to see famous exhibits from different countries. This is a really good place to come if you are in this hospital because it is so near. Even if it's raining you can come or if you don't want to walk, because taxis only take a few minutes.

We saw the Egyptian exhibit which was on level 3 room 61-66. We saw real Egyptian mummies! We also saw the beautiful Egyptian patterns. We tried to copy out some hieroglyphics that we saw.

My best thing was seeing the mummies because they are so fascinating! They made me feel scared because there are real bodies in them. I can't believe they lasted so long. I found out that mummies Sarcophaguses are amazing and huge. Some are made out of pure gold. Also I learnt that hieroglyphics are so neat and nice .

I really enjoyed our trip to the British Museum. This is a great place to come with school or family, also there are so many other things in the British museum if you're not interested in Egyptians.

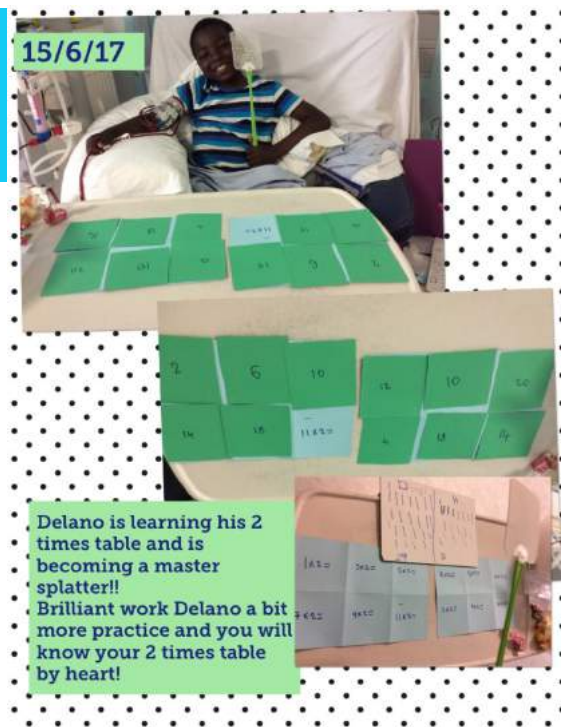
By Lola



Master Splatter

Delano used games to help him learn his 2 times table by heart.

His favourite game was Splat the Answer!! Guess what!! He now knows his 2 times table.



Phoney Physics Answers:

Magic Water Bag = B

Collapsing Bottle = A

Inflating Gloves

By Tamieka

An activity that I really enjoyed this term was 'King Kong's Hand' because I really love experimenting.

I carefully measured 10g of citric acid into a beaker and added 20ml of water using a syringe. Using a spatula, I carefully mixed these together to form a solution. Next, I measured 10g of bicarbonate of soda into a clean beaker. Finally, I poured the solution into the beaker containing the bicarbonate of soda and watched what happened. The mixture fizzed and bubbled to the top where it overflowed onto the table!

Next, we repeated the same steps, but this time the solution and bicarbonate of soda were mixed in a sealed glove. I predicted that the glove would start to inflate once the liquids and solids mixed together. My prediction was correct!

The bicarbonate of soda and citric acid reacted to create bubbles and gave off gas. As the glove was knotted, the gas couldn't escape so, the glove inflated instead. Also, the temperature inside the glove changed from warm to icy cold.

This experiment was great fun!



Gotta catch 'em all

Sasha and Timmi worked hard together in the summer term on a joint project based on their love of Pokémon. Throughout this project, they explored information texts, alphabetical order, DT, Science and Maths.

The completed project was combined into a book which they are very proud of.



Refugee Week

This year our school marked international **Refugee Week** for the first time. Students learned about the lives of some well-known refugees who have settled in the UK and took part in different activities that helped them understand the experiences of those who have to flee from danger.

We ran a 'Welcome Card' competition and, after learning about Malala Yousafzai's story, students shared their thoughts on why it's important to have to the freedom to learn. Here are some of their ideas:

If you want to become a doctor or a nurse, you need an education. That's why people should have the right to learn.
Hayaat, 11, Badger Ward

If you get an education you can be whatever you want to be ... I believe all children in the world should be able to go to school.

Elle, 11, Bear Ward

...If you are not allowed to go to school you are nothing. It is important to see other people's point of view. It is good for the world.

Pranav, 17, Eagle Ward

Everyone deserves a bright future. I think it's unfair that some children are allowed to go to school and some are not.

Malaiqa, 14, Robin Ward

I believe that learning provides more opportunities ... someone with an education can have a better life.

Tamieka, 10, Bear Ward

A **refugee** is someone who has left their country because **war**, persecution or a natural disaster means it is not safe to stay there.

Malala Yousafzai lived in Pakistan, where some people believe that girls should not go to school. Malala was shot one day on the bus on her way to school. Her and her family then came to the UK for **safety** and for medical care – she was treated at the **Children's Hospital** in Birmingham.


Malala is now a student and activist – she campaigns for girls' rights to education. She believes in the **freedom to learn**.



Chefs Adopt a School

Once a month we have a Food Technology lesson with a Chef from the Academy of Culinary Arts.

We have learnt to chop, mix, stir and cook all sorts of delicious dishes from carrot cakes to superfood salads!



Friendship

Tamieka and Zaria have made friends while sharing a bay on the ward. Tamieka helped Zaria to join in with a session with 'Singing Hands'.

They both had a fun time listening to and joining in with the songs and signs.



Oscar Winners

Over a period of several weeks, the students at GOSH and UCH were involved in putting together different aspects of many of Shakespeare's plays in our version of a whole school play.

These ranged from Shakespeare himself, extracts used in a variety of dramatic ways, including animation, from plays such as *Twelfth Night*, *A Midsummer Night's Dream*, *The Merchant of Venice* and *Macbeth*, a range of famous quotes using different apps and artwork, writing music and songs, a wonderful bird made out of words, and a whole ward performance of an abridged version of *Romeo and Juliet*.



The film was brilliantly edited and an Oscar ceremony, complete with red carpet and Oscars, was held in both schools for children, parents, guardians, school governors and doctors and nurses.

Those who had taken part but who couldn't get down to the school room were awarded their Oscars by the head teacher via video link. It was an enormous success and everyone who saw the film was hugely impressed.



Windmill Challenge

During Science Week, we challenged everyone to design and make a windmill that could lift coins.

Ellie on T12 at UCH was the clear winner as her windmill lifted 43 pennies!




Maths Week

During Maths Week this year there was a focus on problem solving. The pupils discovered there is often more than one way to solve a problem.

We saw a variety of strategies and encouraged the pupils to share their ideas with each other on Google plus.

The students showed perseverance when tackling challenging problems which is a really good life skill to have.


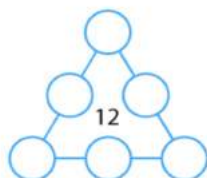
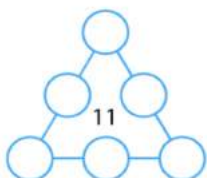
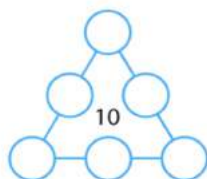
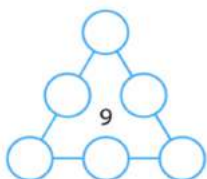


Many of the primary students looked at the picture book 'One is a Snail, Ten is a Crab' and enjoyed creating their own pages for a whole school book.



Here is one of the problems for you to try. Good luck!

Arrange the numbers 1-6 in the circles so that the sum of each side of the triangle equal the number in the centre.



Puzzles and Problems By Tamieka

During the first week of July, all children in the hospital school took part in 'Maths Week'. Students solved number problems and puzzles.

I solved many problems but I enjoyed the challenge of solving 'Suko' puzzles. I had to arrange the numbers 1-9 on the 3x3 grid so that the sum of the four numbers around a circle add up to the total given in the circle.



The activity I found challenging was called 'Shape Times Shape'. I had to find out the values of each shape based on the clues I was given. It was difficult to start with but got easier.

We looked at the book 'One is a Snail, Ten is a Crab' by April Pulley Sayre and Jeff Sayre. I enjoyed making different numbers by thinking of the number of legs different creatures have. I created my own pages to illustrate the number 50 for a whole-school picture book.

I enjoyed 'Maths Week' and liked sharing my work with others and seeing other people's work using Google+.

The Children's Hospital School at Great Ormond Street & UCH

Visit our website to keep up to date with School news and events

[Home](#) > [The Children's Hospital School](#) > [Pupils](#)

About us

The Activity Centre

Pupils

FAQs

Primary learning resources

Secondary learning resources

Meet the team

News

Contact us

Pupils



Our pupils are at the heart of everything we do at The Children's Hospital School.

Take a look around our pupils section and find a range of online learning resources for primary and secondary age pupils.

Coming to the hospital school

Hospital school is probably quite a lot like your normal school – you will find the usual things that you are used to. The staff here will understand how you are feeling and discuss with you how best to support your school work while you are in hospital. Don't worry, the teachers won't make you do too much if you are not feeling up to it and we promise to make it fun!

If you are stuck up on the wards and are a long-stay or recurring patient, teachers will normally visit you at the bedside for up to an hour a day, to help you keep up with your school work. If you are able to, you can come down to the schoolroom where you will be able to join in with group learning sessions and other activities.



The Children's Hospital School at Great Ormond Street & UCH

Tel: 020 7813 8269

Twitter: @Gosh_School

Find us on Facebook: The Children's Hospital School at GOS & UCH

www.gosh.camden.sch.uk

