

*The Children's Hospital School at Great Ormond St & UCH.*

Issue 29 Summer '14

# Gosling News

Visit the Activity Centre for under fives play, young people's den, fun & leisure.




[www.gosh.camden.sch.uk](http://www.gosh.camden.sch.uk)

Student's work & achievements from the Children's Hospital School.

# The Gallery



This term, Tyshan has been working hard on his writing target by planning and creating his own episode of The Simpsons, using Stop Frame Animation.



Well done Melody! You have learnt to choose the right switch message, at the right time, in the story of Goldilocks.

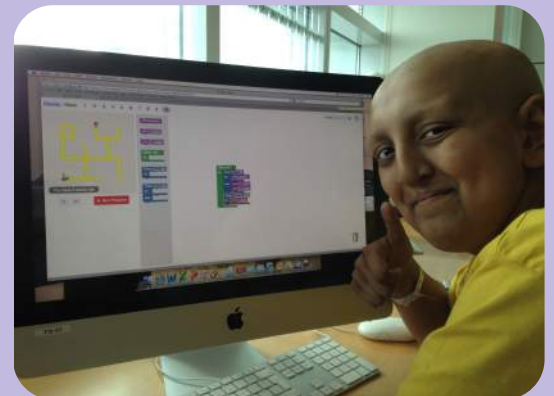


Molly has been reading and listening to a variety of sound poems. She liked these so much that she decided to create her own. We think you'll agree; she has captured the sounds of the hospital ward quite brilliantly!



Test your coding skills? Fardeen reached level 10 in Blockly. Can you get there too?

<http://bit.ly/1kd9xLe>



Milan has been making a non fiction book all about wildlife in this country. The title of his book is Mini Beasts Nature. This page is all about different habitats. What a brilliant book Milan!

If I owned a publishing company I would definitely publish it.

For one week in May a Indonesian Gamelan Orchestra took up residency in the Hospital Lagoon. During that week, groups of primary and secondary school children went along to take part in workshops. The workshops led by, Gamelan musician David McKenny, offered students of all musical ability the chance to explore each of the instruments, join in with a group session and even conduct the group in creating their own unique piece of music.



"It was really fun and entertaining, especially playing the drums and the gong. I have never learned much about music before but I learned a lot about rhythm. It was interesting to learn about music from a different culture. I loved it!"

*Dylan, 14*



David from The Royal Ballet helping bring the story to life.

Pupils from across the key stages came together to share their version of the story of Goldilocks (but with lots of twists). Goldilocks is a stropky teenager unwilling to get up for school. She protests 'big time' and runs off into the woods to start her adventures.

Pupils tell the story through call and response and incorporate the use of switch messages.

The Goldilocks story has provided a framework for pupils to work on their own learning targets:

Melody has learnt to choose the right switch message for a particular time in the story; Wesley has been developing his responses to rhythm and the storytelling process, whilst Molly's target was to read aloud.

Hannah (a former pupil) joined in via Skype from her home and Princess was able to participate from her ward using Facetime.

We were very fortunate to be joined by David, from The Royal Ballet. His lead on movement, gesture and rhythm helped to transform our storytelling into a memorable performance and celebration. Many thanks to David and to all the parents, carers and ward staff who made it possible for our pupils to come together for such a special event.



**Did you know that the school has a Facebook page. If you are over 13 give us a like : )**

We've been making use of old and broken jewellery by upcycling them to make new pieces!

Thanks to the generous donations of staff in the hospital there has been a real treasure trove of beads and buttons to choose from.

There are definitely some jewellery designers in the making at GOSH.



# Art

Over the last six months, children and students in the schoolroom and on the wards, have amazed us with their imagination, creative skills and inspirational ideas.


In some of the other art sessions we have made a collection of wall hangings using paper cut-outs, imagery and print transfer techniques, paper puppets with 3D sculpted heads, magnified collage insects, hand painted split-pin marionettes, clay & wire painted insects and cardboard portraits.

A trip to the Royal Academy of Arts, to see a ground-breaking exhibition called 'Sensing Spaces: Architecture Reimagined' rounded everything off.

Here are a small selection of images.



# Maths@GOSH



Students in the schoolroom spent time, during the Christmas period, learning about money! Students learnt about working within a budget, calculating interest and how to be financially savvy!

Students also designed money boxes. To do this they:

- completed their own market research
- designed their own boxes as well as the nets
- created their own money boxes.

The students had a session run by the British Museum in which they saw coins and notes from hundreds of years ago. They then had their


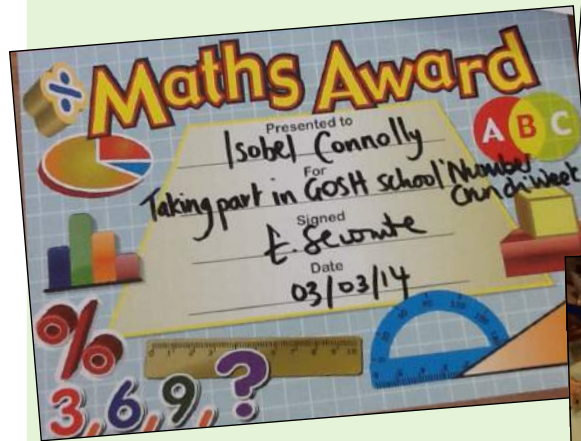


money boxes displayed in the British Museum's money gallery.

Check out the picture of Megan's money box! This is the first time that any work completed by a school has been displayed in the museum!



Students from across the hospital took part in 'Number Crunch 2014!' Students completed their number crunch booklets each day solving problems using their mathematical skills! Students created art inspired by probability and the schoolroom had a visit from a 'Mathemagician' who wowed everyone with his mathematical tricks!



# The Activity Centre

Children's Laureate Malorie Blackman helped introduce the ReadWell initiative on to the wards and in to the Activity Centre at Great Ormond Street Hospital for Children.



The hospital's historic connection with children's literature in the form of JM Barrie's legacy is famous, with Peter Pan now flanked by the Gruffalo, tame dragons and Katniss Everdeen via the mobile bookcases that ReadWell funds. GOSH joins Evelina and the Royal Free as the third London-based hospital to harness the positive power of ReadWell's storytellers.

Activity Centre Manager at Great Ormond Street Hospital, Aoife O'Connor said: "I am very excited about this project. To have the opportunity to provide the latest fiction and non-fiction books to children of all ages, many who are with us for long periods of time, is really marvelous."

Children's Laureate and author of more than 60 books, Malorie Blackman said: "Stories have always had the power to entertain and distract. A love and enthusiasm for books can be nurtured anywhere – even in hospital, at a time when a little distraction goes a long way. ReadWell is doing fantastic work bringing the power of stories to children in hospital. Wouldn't it be great if all hospitals had a ReadWell trolley?"

Ask your play worker when the ReadWell trolley will be on your ward.

Our Giggle Doctors are specialist entertainers, highly trained to work both in the medical environment and with children with disabilities. They come from a wide range of backgrounds and bring with them a variety of skills (among our team are actors, entertainers, magicians, musicians and singers).

The training consists of a rigorous schedule of artistic and medical workshops which cover topics such as child development, infection control, child bereavement and the impact of illness and bereavement on families.

Dr Bananas, Dr Dotty and their funny friends are also trained



to communicate with children with special needs and have training in Intensive Interaction

which is a practical approach to working with people with very severe learning difficulties, helping them to relate and communicate better with the people around them. They learn the fundamentals of communication, exploring the elements that come into play: position, movement, mirroring, touching in response, repetition, eye-contact and most of all having fun and providing opportunities for play.

They come every Tuesday so let us know if you would like a visit



Two famous football tricksters known as the F2 came in to see us. Billy & Jeremy spend hours each day perfecting choreographed routines to make sure that no matter who watches, everyone will be amazed. They believe that performing together as a double act is twice as entertaining on the eye, plus twice as difficult.

The F2 is a ground breaking concept created by the two football experts which doesn't fail to excite, amaze and baffle us. With technical difficulty, stunning synchronisation and brilliant choreography we were truly wowed.

# Living Eggs

The Company Living Eggs delivered us ten eggs three days from hatching.



All ten eggs hatched successfully and we left the newborn chicks in the incubator for twenty four hours to get a bit stronger.

The chicks were moved to the brooder where they have food and water and a lamp to keep them warm.

Once they were a little bit bigger they were ready to receive visitors.



You can find out more about the Living Eggs project at:  
[www.livingeggs.co.uk](http://www.livingeggs.co.uk)

## Did you know?

**A fresh egg will sink in water**

while an older egg will stand up. As the egg gets older the air space in the egg increases causing it to float.



Tyshan and Zak made these cute pompom chicks, to welcome the real-life chicks that hatched in our school room this term. They also made their chicks these wonderful nests using paint, string and PVA glue. Here are Zak's instructions on how to make a nest, so that you can make your own!

# How to make a nest



Put the string in the bowls.



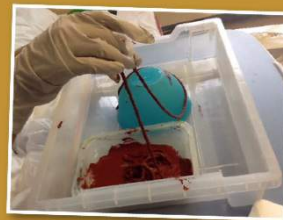
ADD THE PAINT TO THE STRING.



*Add the glue to the nest.*



MIX THE GLUE TO THE PAINT AND THE STRING.



*Put the string on the bowl.*



Once you have finished leave over night.



*Add tissue in the nest.*



## CHICKS

CHICKS SOMETIMES LIVE ON FARMS,  
HUDDLED UP TOGETHER  
IN A WORLD OF THEIR OWN,

## CHIRPING ALL DAY

KEPT HAPPY AND WARM,  
SAFE WITH THEIR MOTHER

MADEHA.13

# Weird Science

This year in Science Week we worked together to solve the puzzles and fix the machines on the Tiny Planet.



We used Google + and Google Hangouts so that pupils on the ward and in the school room could post help and chat live to work through the levels of the game.

We held a bouncy ball challenge to see who could make the bounciest ball.




Zak's ball bounced an amazing 40cm! - Well done Zak!

We also designed and built motorised trains to see who could make the fastest.



This term in S.T.E.M we examined owl pellets. Owls regurgitate food that they cannot digest as pellets. We looked inside these pellets and found the bones of small rodents that the owl had eaten. We then used keys to identify the rodents.




# Foundation Trust

**“Help shape the future of Great Ormond Street Hospital for Children NHS Foundation Trust- join the Trust today!”**

In March 2012 Great Ormond Street Hospital for Children gained Foundation Trust status. NHS Foundation Trusts aim to be representative of the community they serve which is why we are particularly looking for our patients and their families to join as members. We currently have just over 8,000 members and would like to invite you and your family to join us!

Children and young people make up a large part of the hospital and their views and needs are very important. Having more young members will ensure the voice of this group is heard, not only for current young people who use the hospital but for the generations of the future.

We often say that we're inspired by children, so it's important that we can give them a voice.



Membership is free and open to anyone in England and Wales aged over 10 years. How engaged you are as a member is entirely up to you. You might simply want to show your support to the Trust and its services and receive regular information and updates about the Trust through our newsletter Member Matters, or you might want to play a more active role in the work of the Trust, participating in focus groups or surveys, becoming a volunteer, or standing for a seat on the Members' Council.

## How do I become a Member?

Log on to the Trust website and click on the following link:

[www.gosh.nhs.uk/about-us/foundation-trust/membership/become-a-foundation-trust-member/](http://www.gosh.nhs.uk/about-us/foundation-trust/membership/become-a-foundation-trust-member/)

For more information please contact the Membership and Governance Manager, Deirdre Leyden  
email: [deirdre.leyden@gosh.nhs.uk](mailto:deirdre.leyden@gosh.nhs.uk) or  
phone: 020 7405 9200 extn 5668




On Thursday afternoons for the 5 weeks leading up to the May half-term, the primary school group learned Japanese in their MFL (modern foreign language) lessons. They learned how to count to ten, some basic greetings and how to ask and answer 'What is your name?'

As well as language practice, the children also discovered the importance of bowing in Japanese culture, that Japanese uses three different alphabets and that there is great logic to the 'Kanji' symbols which are used. They also had the chance to practice writing their names in Japanese, as well as some simple Kanji, using authentic calligraphy materials.

For the last lesson of the term, two volunteers from the Japan Foundation came to visit and showed the students how to make origami animals and samurai warrior hats from special paper.

The children were able to thank the volunteers at the end of the lesson using the Japanese for 'thank you very much' – *Arigatou gozaimasu!*



# Shakespeare's Birthday

The School celebrated William Shakespeare's 450<sup>th</sup> birthday in style with a week of fun. Did you know that he was born and died on the same date, 23<sup>rd</sup> April, and on St. George's Day? How patriotic!

The week started off with a passport-like booklet full of different activities, not only helping with literacy, numeracy and creativity, but helping students to learn lots about Mr. Shakespeare's wonderful plays and sonnets and about the man himself.

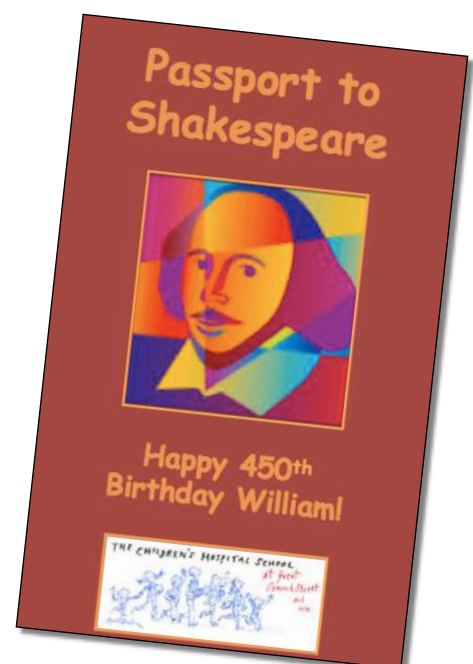
Armed with lots of knowledge, students set about creating a collage illustration based on Romeo &

The highlight of the week was a visit from the world-famous Globe Theatre. There was a fun and exciting workshop where students got the opportunity to uncover the language and characters in 'A Midsummer Night's Dream' by acting it out.

To thank the Globe team, our students sent the theatre a selection of the collages created in Art – now displayed pride of place in the Green Room. We are reliably informed the collages have inspired some of the actors, including one of the leads in Julius Caesar!



Juliet during their art lesson. Taking inspiration from the 20th century German artist Hannah Hoch, collages which could be used for book covers, t-shirt designs or posters, for a new production of the play, were created.



## OFSTED Inspection February 2014

“Teaching is outstanding. Teachers draw on their strong subject knowledge to provide creative and challenging learning opportunities that meet the needs of every student.”

‘Students make outstanding progress during their time at the school. Students engage enthusiastically with their learning and behaviour in lessons is exemplary’

‘Parents have extremely positive views about the quality of teaching.’

The Children’s Hospital School at Great Ormond Street and UCH underwent a two day OFSTED inspection on the 25<sup>th</sup> and 26<sup>th</sup> February 2014 and we are delighted to announce that the school has been judged to be ‘Outstanding’ in all four areas - Achievement of Pupils, Quality of Teaching, Behaviour and Safety of Pupils and Leadership and Management.

This is the third time in a row the school has been judged as outstanding which is a truly fantastic achievement and is a reflection of the time and support given by everyone connected with the school and the hospital.

The inspection was extremely thorough with no stone left unturned and hardly gave us time to draw breath! To ensure the final judgements were accurate, evidence was collected in many ways including interviewing staff and governors, talking to children, observing many lessons, looking at the children’s work, scrutinising documentation including the school’s tracking and assessment procedures, just to name a few!

If you would like to read the full report a copy can be downloaded from our school website or from the OFSTED website [www.ofsted.gov.uk](http://www.ofsted.gov.uk)

**The Children’s Hospital School at Great Ormond Street & UCH**

**Tel: 020 7813 8269**

**Twitter: @Gosh\_School**

**Find us on Facebook: The Children’s Hospital School at GOS & UCH**

**[www.gosh.camden.sch.uk](http://www.gosh.camden.sch.uk)**

