

*The Children's Hospital School at Great Ormond St & UCH.*

Issue 27 Autumn '12

# Gosling News

Visit the Centre for under fives play, young people's den, fun & leisure. Level 2, Southwood Building.



[www.gosh.camden.sch.uk](http://www.gosh.camden.sch.uk)

# The Gallery




Xavier has been learning how to tie-dye during Black History Month. He learned how to tie the material, dip it in the colours and make different shapes and patterns. He loved the stripy pattern.

He loved it so much he decided to make a T shirt to wear. This time he went for a circular pattern and only one colour.

It looks great. Well done Xavier



Students on T12 South at UCH got involved in Remembrance Day activities this November, making giant poppies and completing timeline activities of major events in WW1 and WW2. Some students discussed their relatives' involvement in the wars and they talked about war in the modern world, whilst others read and analysed poetry by the amazing poet Wilfred Owen.



George, 5, says..

I enjoyed this experiment and learnt that a thermometer measures things that are hot and cold. I could only read the numbers, 10 and 20 but my teacher explained what the other numbers were. I found it great fun to measure the temperature under my arm and my Grandad's arm and look at



the difference. I was then able to measure the temperature of water from freezing to hot and watch the green line rise as the temperature got hotter.



Luke is learning to recognise the numbers 3 and 5. Hooray he beat Helen AGAIN!



When I'm being bullied,  
I feel very small,  
They all gang up on me,  
And they are so very tall.

I wish someone would help me,  
I'm too scared to tell,  
There's something shouting  
inside me,  
I just want to yell.

When they gang up on me,  
I feel really bad,  
Kicking me and punching me,  
It makes me so sad.

Maybe one day they will stop,  
Or someone will help  
Now I will just have to hope,  
Hope to be free.

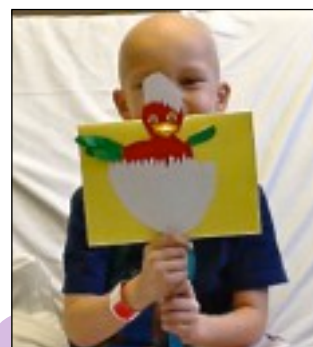
By Shalini (age 11)

These wonderful Christmas cards have been designed, made and sold by David and the profits will be going to the Dialysis Unit. David has been fully involved at every stage of production and his hard work and entrepreneurial skills will also be recognised and rewarded, in his home school ASDAN portfolio. Well done, David.



I have been finding out about space travel. I have made my very own planet and written a story and animation to go with it. I have made fact cards and tried out my space quiz on other pupils. I even made my own rocket take off in an experiment. There's a mark on the ceiling to prove it!!! [don't tell the nurses!]

Louise on Fox Ward



Jo has made a moving toy. The parrot pops out of his egg.


## Facetime Funtime

Through the wonders of technology Rebecca on Lion ward met with Rebecca on Eagle ward. The two Rebeccas were able to talk to each other about the work they were completing with their teachers. Rebecca on Eagle has been writing a play about hospitals and this inspired Rebecca on Lion to create a play using Puppet Pals on the



Rebecca on Eagle Ward

iPad about a group of cheerleaders at a Carnival in Southend. Take a look at the stills from Lion Rebecca's play!



Soon both Rebeccas will be able to watch and read each others shows. Hopefully the two Rebeccas have inspired you to think about how you could share your work with another student in the hospital!



Rebecca on Lion Ward

At the beginning of this term we read a selection of Rudyard Kipling's 'Just So Stories'. We then wrote our own stories in his very unique style. Here is an example of what we were able to create by Saskia.



The blackbird, most-adored-and-appreciated-kin, has always been a proud, assertive bird and one of great beauty and subtle glamour at that.

But our dear friend Blackbird, oh my dear most-adored-and-appreciated-kin, has not, oh no he has not, always possessed his famous song. Let me tell you the tale of how the sweet, spine-tingling melody that we have come to know and love (and definitely distinguish from that of a dove) came to be warbled and twittered and serenaded by our dear friend Blackbird, the coal-black-bird, the sing-sing-sing-from-his-soul blackbird. Saskia, 13.

## HOW TO MAKE SEVERED FINGERS!

I have been learning about freezing and melting water in school and I wanted to make an ice sculpture.



**SAM AGED 11**

Robert's home school is doing a topic about superheroes. Robert created his own superhero and then went on to make a fantastic animation all about Zap.

To do this you have to fill a glove with water and put it in the freezer for a day.

Snap the fingers off and sprinkle sea salt over the section you want to be severed.



Finally pour some red food colouring over the salt and you have your severed fingers!

Superhero Name Zap	Everyday Life Name Tyreece
 	
Powers he can throw fireball he can breathe fire	
Characteristics he very clever, he make games, very fast, very fire	
How did Tyreece become a superhero? Tyreece because a superhero he drink red and black paint and this make him big, strong	



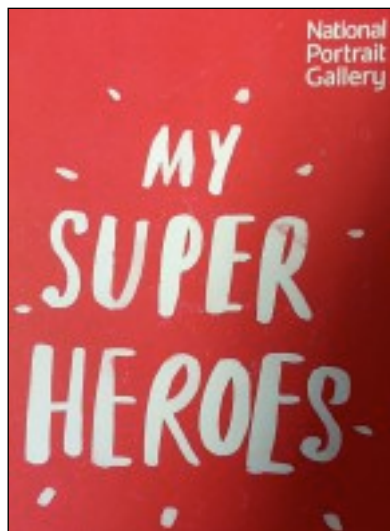


# My Superheroes

The National Portrait Gallery has delivered a range of outreach projects to hospital schools in London for 10 years – since 2002 - inspired by the Gallery's temporary exhibitions and permanent Collection. The Gallery has reached over 10,000 children and young people.

The first hospital that the Gallery developed a partnership with was Great Ormond Street Hospital School.

In 2007 the Gallery established monthly outreach sessions during the academic year for hospital schools in Greater London. A year later, the Gallery embarked on a twelve-month outreach project with four hospital schools in London, using the *Pop Art Portraits* exhibition as inspiration.

Following the success of the *Pop Art Portraits* project, the Gallery received many requests from hospital schools to run further initiatives, and in 2009 we held several focus groups with teachers to better understand the needs of children. Responding to this, in 2010-11 the Gallery's *All About Me* project delivered its first outreach workshops in the school holidays.



## My Superheroes project

The project launched in July 2012, with 4 weeks of creative art workshops during the summer holidays for young people (4 – 16 years) and their families in Great Ormond Street Hospital. Over 700 young people participated in the workshops. The young people selected their favourite 5 inspirational sitters from a selection of over 40 images from the Gallery's Collection. They were fascinated to hear inspirational stories of adventure and adversity in the Gallery's Collection and chose:

- Ernest Shackleton
- Sir Francis Drake
- Mary Seacole
- Michael Faraday
- Emmeline Pankhurst

The response of the young people to these Sitters formed the content of the *My Superheroes* book.

The Gallery commissioned illustrator Marion Deuchars to design the book. Marion visited the young people at Great Ormond Street Hospital to gain inspiration to create her wonderful illustrations. 3,000 copies of the book have been printed and the aim of the project is for every young person in our 3 partner hospital schools to be given a book so that even if their hospital visit doesn't coincide with the school holidays – they can still engage with creative art activity and explore the Gallery's Collection.



# Forest Schools



In November we were visited by Sian from Forest Schools. We made leaf rainbows, learnt about the different mini beasts all around us and made a bug hotel for our new garden.





# Bag Books



A huge "thank you" to Bag Books for sending in an exciting range of their sensory and stories for us to share and enjoy.

Some pupils were also lucky enough to experience these with Nina, specialist storyteller from Bag Books, who really brought them to life! We now have these resources for future use and look forward to sharing them with pupils on the wards and in The Centre.



## Hospital School Link Up

This year we have been developing our links with the Arthur Davison Hospital School in Ndola, Zambia. At the beginning of the term we sent out some disposable cameras so that Edna and her staff could take some pictures of their pupils and surroundings and return to us for processing.

To date the pupils have had fun exchanging emails, letters and some small parcels. We are also in the process of sending out some much needed children's shoes (if anyone has any spare children's shoes and/or knows of a cheap/free courier service please do get in touch). We will be sending seasonal greetings cards this month and we hope to link up via Skype shortly.

Here is an email from Edna, the teacher in charge.

As you know we are a hospital school. We consist of three teachers, one male and two female. We teach grades one to nine. We teach just on the wards mostly. We teach about one hundred and fifty children in a year. The enjoyable thing is that most of the children are so eager to learn!



If you would like to write to the boys and girls at the hospital school in Ndola please send your letters, cards and emails to: Arthur Davison Hospital School, C/o, The Children's Hospital School, Gt. Ormond St. Hospital, London, WC1N 3JH.

# The Centre

We hope you are ready for an exciting spring term. A warm welcome to those of you who are new to The Centre and thank-you to everyone who helped to make last term so special.

We have been already been learning about sea creatures, minibeasts,



dinosaurs and people who help us.

Our first project this term is Weather. We will learn about weather forecasting, how to measure hours of sunlight, weekly rainfall and wind direction.

Following on from "Weather" is our "Night and Day" project. We shall be learning about the different planets in our solar system, understanding the concept of night/day and learn new terminology such as sunrise, sunset and diurnal/nocturnal.

In our math's lessons the children will be learning about topics such as "Money" and "Time". Money and Time are very familiar subjects to the children and part of every day life.

Throughout our money project the children will be introduced to the

concept of money and its purpose. The children will be learning to identify coins from 1p to £1, as well as learning what it means to save.

The time project will coincide with our "Night and Day" project. The children will be learning about what the hands on the clock represent and sequencing events throughout the day.



We will also continue to learn how to read and write. We will write our own poems, draw our own illustrations and learn to develop our own narratives and explanations by connecting ideas or events.

This term we will also celebrate festivals including "Chinese New Year" and "Easter". Parents are always very welcome, so if you are interested in coming in to tell the children a story, lead an activity, or take part in one, please do let us know


Best wishes

Aoife O'Connor  
(Centre Manager)

During half term we particularly enjoyed visits from The National Portrait Gallery, during these sessions we thought about what type of superhero we would be and we also designed our own coat of arms

The Flying Seagulls, author Ali Bodin Saphir and Sharky & George came in too.

In December we were also visited by Geraldine McCaughrean, author of "Peter Pan in Scarlet."





# School Garden Opened

Our outside space has been transformed into a fantastic, interactive, sensory garden. This is the result of a collaboration between staff, pupils and garden design companies. It was opened on Tuesday 20<sup>th</sup> November by our very special guest – Paralympian, Will Bayley. He was here for the afternoon and spoke about his journey from his childhood (including his admissions to Great Ormond Street Hospital) to Bronze and Silver medallist in the Paralympic Games London 2012.

He exhibited all of the Olympic and Paralympic values in great measure and is an inspiration to us all





# Weird Science

During Bug Week we...

... went pond dipping with Jules Howard



... learnt about bees from Brian Haddon

... raised Painted Lady butterflies



Looked at how insects eat



And made insect models





# Useful Online Learning Links

Make sure you help your children keep safe on the Internet by watching the Parents and Carers Guide to the Internet at: [www.thinkuknow.co.uk/parents](http://www.thinkuknow.co.uk/parents)



Other links to help your child stay safe are available at: [www.bbc.co.uk/cbbc/topics/stay-safe](http://www.bbc.co.uk/cbbc/topics/stay-safe)

## BBC Bitesize



<http://www.bbc.co.uk/schools/ks2bitesize/>

## Education City



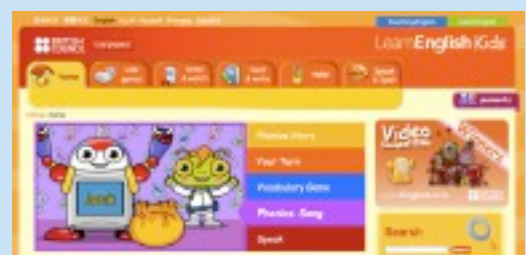
<http://www.educationcity.com/>

## Buddie Online Safety



<https://budd-e.staysmartonline.gov.au/secondary/demo.html>

## British Council – Learn English



<http://learnenglishkids.britishcouncil.org/en/>

## S-Cool GCSE & A Level Revision



<http://www.s-cool.co.uk/>

Don't forget that you can find us on the web at  
**www.gosh.camden.sch.uk**  
where you will find loads of info and links to great learning resources.



Welcome to  
**The Children's Hospital School**  
at Great Ormond Street  
and University College Hospital

[Home](#)

[The Centre](#)

[Primary \(5-11\)](#)

[Secondary \(11-16+\)](#)

[Parents & Carers](#)

You are here: [Parents & Carers](#) > [Home Page](#) >



Welcome to our school website; whether you are a pupil, parent, colleague, nurse, doctor or a visitor ...To read more please click on the [link](#).



#### The Gosling Gallery



COMING

#### ★ Gosling News

[Christmas activities for very special learners!](#)

[Read more...](#)

[School Term Dates, 2012-13](#)

[Read more...](#)

[New School opening hours!](#)

[Read more...](#)

[Stuck In Hospital This Weekend?](#)

[Read more...](#)

[The Parents' and Carers' Guide to the WWW](#)

You can contact the schoolrooms on:  
**GOS TEL/FAX: 020 7813 8269**  
**UCH TEL/FAX: 020 7691 5799**

