

The Children's Hospital School at Great Ormond St & UCH.

Issue 25 Autumn '11

Gosling News

Visit the Centre for under fives play, young people's den, fun & leisure. Level 2, Southwood Building.



www.gosh.camden.sch.uk

Welcome

Welcome to our Autumn edition of the Hospital School's magazine, the Gosling News.

This has been my first term as Headteacher and I have thoroughly enjoyed getting to know the pupils in the schoolroom and on the ward. It is an absolute privilege working alongside children who despite their own health challenges, have a hunger for learning and enjoy participating with the range of activities on offer.

As you will see inside the magazine there is never a dull moment here and I am very proud of the way our team inspire pupils each day. As the 2012 London Olympics draw closer I am sure there will many more exciting learning opportunities for our children to be motivated and inspired by, as our day with the Mascots proved in November!

The quote "To strive, to seek, to find, and not to yield" has been chosen to inspire athletes taking part in the London 2012 Olympic and Paralympic Games. This line from an Alfred Tennyson poem also represents the determination and positivity of all our pupils, of whom we are extremely proud.

Jayne Franklin

Student work from the Children's Hospital School.

The Gallery



Eleni, aged 4, has completed some lovely work based around the book 'We're going on a Bear Hunt'. She made a bear puppet, created her own bear hunt book, and engaged in some fun messy role play acting out the story! Eleni really enjoyed the story and joined in when we read it together. Well done Eleni!



Ilyas has been looking at African tribal masks, after his research to find out about the many meanings behind the different markings on the masks, Ilyas made his own... Pretty frightening I think you'll agree! Well done Ilyas, Great work!



Santa and Fairy Godmother paid an early visit to the Activity Centre. The children enjoyed singing carols, dressing up and, of course, receiving lots of presents.




Hashim has been learning to play 'Happy Birthday' on the keyboard. To do this, he has practiced reading musical notes from sheet music. He has also experimented with strumming and finger picking on a guitar, and creating different rhythms with his hands as well as with drumsticks. A maestro in the making! Well done Hashim.



Harry has been reading a book called 'Flat Stanley' by Jeff Brown, about the adventures of a boy called Stanley who becomes flat when a noticeboard falls on him. Harry created a flat version of himself, who escaped from the ward and went on adventures around the hospital. 'Flat Harry' even got posted to Harry's home school to visit his class there.

Well done Harry.



Oliver also wrote a paragraph using lots of adjectives based on "Flat Stanley".

Can you spot them all in this segment?

Flat Oli

It all began in Australia when I was

in a aeroplane searching for kangaroos.

...

I've been fascinated by kangaroos with their enormous

feet, their big floppy ears and bulging black nose since I

saw them in the zoo.



Millie has been looking at extreme weather in her topic on mountains. Millie created her own mountain from layers of laminated triangles to show how vegetation and climate change with altitude (as you go up the mountain).



Oliver has also been studying extreme weather, and has learnt about the difference between freezing and melting. Now the festive season is upon us he is has found out some fascinating information about snowflakes to share and is preparing to experiment to make his own Jack Frost!

She also scattered 'mountain words' throughout the layers so it became a 3D poem too. Well - done Millie: a great creation!

How many metres of loo roll will it take to wrap up Addie like an Egyptian mummy?



REMEMBRANCE DAY



History and art activities included giant poppy-making and chronological event timelines.



ASK POPPY AND SHANIA WHY WE HAVE REMEMBRANCE DAY!



WE MADE POPPIES FOR REMEMBRANCE DAY.

Weird

This term in Science we have been learning about the different organs inside your body. Here are some examples of the children's work

KIDNEY ELEN

Healthy kidneys clean your blood by removing fluid, salt and wastes from the body. They're sophisticated reprocessing machines, acting as the body's refuse removers. Each kidney is about the size of a mobile phone. They have an unusual shape - kidney beans are named after them because they have the same shape. They are found just under your back ribs, but you can't feel them with your hands.

Heart Bethany

Your heart is really a muscle. it's located a little to the left of the middle of your chest, and it's about the size of your fist.

the heart muscle is special because of what it does. the heart sends blood around your body. the blood provides your body with the oxygen and nutrients it needs. it also carries away waste.

your heart is sort of like a pump, or two pumps in one. the right side of your heart receives blood from the body and pumps it to the lungs. the left side of the heart does the exact opposite: it receives blood from the lungs and pumps it out to the body.

LUNGS

YOU HAVE 2 LUNGS THE RIGHT ONE IS N THE RIGHT SIDE OF YOUR CHEST AND CONTAINS 3 LOBE. THE LEFT ONE IS ON THE LEFT SIDE OF YOUR CHEST AND CONTAINS 2 LOBES. EACH LOBE OF THE LUNGS IS MUCH LIKE A BALLOON PACKED WITH LOADS OF SPONGEY TISSUES.

YOUR LUNGS HALP THE BODY TAKE IN OXYGEN AND GET RID OF CARBON DIOXIDE

LARA

The Human Stomach

The human stomach is located within the digestive system, between the oesophagus and the small intestine. The stomach secretes protein digesting enzymes.

Once the food is partly digested (chyme) it is sent on to the small intestine.

Sarah

THE BRAIN

BY HEATHER

CORODINATION OF VOLUNTRY MOVEMENT BALANCE AND POSTURE ALSO SEQUENCE LEARNIG

RECOGNITION PERCEPTION UNDERSTANDING AND LEARNING ALSO MEMORY

LARGEST PART OF THE BRAIN AND ITS FUNCTIONS ARE VOLUNTARY BEHAVIOUR SUCH AS DECISION MAKING PLANNING LANGUAGE PROCESSING COGNITION.

SPATIAL ATTENTION, FUNCTIONS THAT COVERS TOUCH, PREASURE, TEMPERATURE AND PAIN.

Covers the main functions of vision

Ready Steady Cook

The schoolroom warmed to the comforting smell of home baking as the area was abuzz with patients preparing and decorating a range of cakes and tartlets. This hive of activity reflected the involvement of pupils in our monthly Ready Steady Cook Session.

Each month chefs from The Academy of Culinary Arts Adopt a School Trust visit the School and work with our pupils. The chefs aim to develop pupils' knowledge of food and food provenance and aid their understanding

excited. The recipes being used were from a book Rob had just written based on his work with pupils from The Children's School here at GOSH. The book is called 'Cook With Kids' and includes many tried and tested recipes (the book is available from all good book sellers and main supermarkets). The School is grateful to Rob and his team at Lexington for their ongoing support and for donating all royalties from the book to the School. All pupils will benefit greatly and the money raised will go towards providing a sensory mural for the Centre.




of the diversity of foods eaten by different people for cultural and medical reasons.

Rob Kirby, Chef Director from Lexington Catering who has been involved with the School for many years, was leading the session.

All our sessions are well attended and we receive very positive feedback from pupils and staff, but this time we were all even more



Use the QR code to purchase
Rob's book using Amazon.



On a Rainbow

Wenlock and Mandeville, the Olympic Mascots, were joined by special guest Tom Fletcher from McFly, as they visited the Great Ormond Street Hospital School to launch the official London 2012 mascot song “On a Rainbow”.

The official London 2012 mascot song, written by Tom Fletcher, McFly’s lead singer and guitarist, also features Tom’s sister Carrie. Tom’s inspiration for the song came from the animated mascot films created since their launch in May 2010.



The short films show how Wenlock and Mandeville are created from the last two drops of steel from the Olympic Stadium

and then also follow their journey as they continue on their sporting adventure across the UK, inspiring young people to take up sport.

After showing the pupils Wenlock and Mandeville’s third animated adventure to a rapt audience, school head teacher, Jayne Franklin spoke to the assembled class: “The school is a direct image of what happens at the Olympics... It’s about determination, courage and cooperation.” McFly singer Tom Fletcher and his sister Carrie then emerged and told everyone how excited they were to be there, before introducing two lovely friends who had “travelled a long way on a rainbow to be there”. To the delight of the

schoolchildren, Wenlock and Mandeville appeared, ready to dance along to their new song.

With inspirational lyrics about being friends forever, the single follows in the tradition of catchy McFly songs and was easy for the children to sing along to when Tom and Carrie performed it for a second time. Tom Fletcher said: “This is an amazing opportunity and it’s something I’m very proud to be involved in. I wanted it to be fun for kids and a song that kids could remember and sing along to.”



Pink Lady Apples

This half term, Pink Lady hosted a special food photography day for the patients and their siblings at the hospital school.



The children had the opportunity to take part in an interactive workshop with the guidance of one of the UK's top food photographers.

Given only a basket of fresh produce and a box of props, the children worked together to create individual works of art.

Their favourite photos were then entered into the Food Photographer of the Year Awards which was launched by Pink Lady in August and includes a special 'apple a day' category in aid of the charity.

Pink Lady has also donated a collection of bright pink digital cameras to the charity to enable the children to continue with their new-found hobby.




Black History Month

During Black History month we promoted knowledge of black history, culture and heritage. We researched people that had made a positive contribution to society and made our own freedom quilt



Fun & Games



Across

1. Jingle _____.
4. Send a Christmas _____.
5. Mr. Claus.
7. Stingy old man.
10. Animals that pull the sleigh.

Down

2. Something to put at the top of the tree.
3. It covers your window.
4. _____ cane.
5. It hangs above the fireplace.
6. Egg _____. A Christmas drink.
8. Santa's helper.
9. The presents are under the _____.

Connect the dots by following your ABCs



Colour in this winter scene



Don't forget that you can find us on the web at
www.gosh.camden.sch.uk
where you will find loads of info and links to great learning resources.



You can contact the schoolrooms on:
GOS TEL/FAX: 020 7813 8269
UCH TEL/FAX: 020 7691 5799

