

Visiting Manta Ray Outpatient Department at Great Ormond Street Hospital (GOSH)

A Visual Storyboard

Some children find it helpful if they know a bit more about where they are going and who they will meet there. Talking

This is the main entrance in to Great Ormond Street Hospital with sliding doors.




Just inside the sliding doors you will see the boat shaped reception desk.





You will first enter Cheetah outpatient reception. You will see pictures of cheetahs on the wall.




You then need to walk past the waiting area for Cheetah.



You will need to take the lift or stairs to get to Manta Ray outpatient department.

If you go down the stairs you may see a colourful wall and the door to Manta Ray.



At the bottom of the stairs is a picture of birds flying in a group.




Now go through the doors in front of you – you will then be in Manta Ray outpatients.

In front of you, you will see a board with the clinic names.



If you look along the corridor you will see lots of doors to the clinic rooms, a waiting area and some toys.

If you go round the corner there is another waiting area with television screens and some toys.



When you are called, you can go inside the clinic room. Inside the clinic room are chairs and tables. You may get to sit at the table to do puzzles and games.

